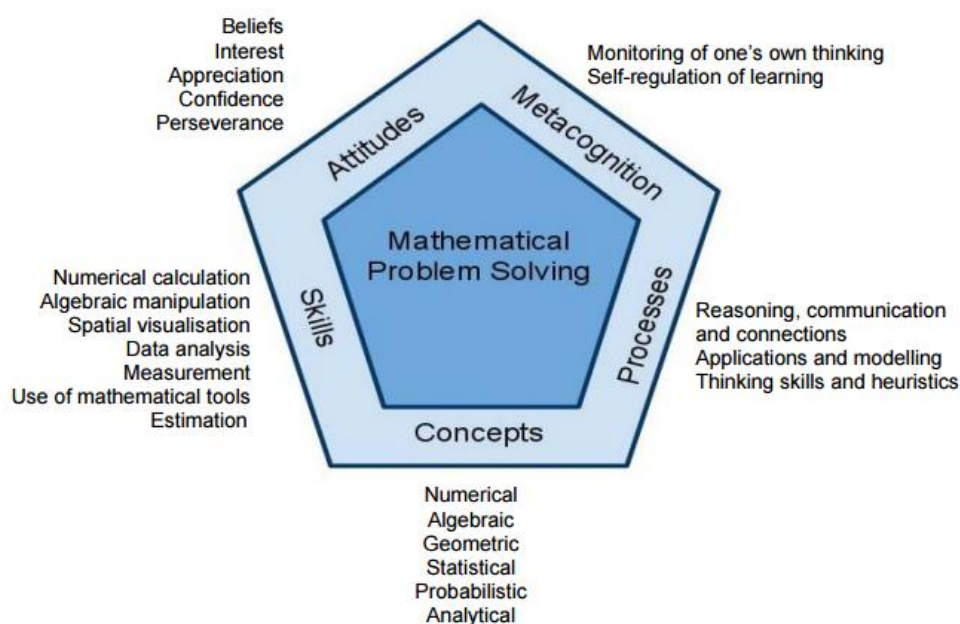




# MATHEMATICS PRIMARY SIX (Foundation)

## Overview of Mathematics Curriculum



The Mathematics framework shows the underlying principles of an effective mathematics programme that is applicable to all levels, from the primary to A-levels. It sets the direction for the teaching, learning, and assessment of mathematics.

Mathematical problem solving is central to mathematics learning. It involves the acquisition and application of mathematics concepts and skills in a wide range of situations, including non-routine, open-ended and real-world problems.

The development of mathematical problem solving ability is dependent on five interrelated components, namely, *Concepts, Skills, Processes, Attitudes* and *Metacognition*.

*Source: Ministry of Education, Singapore*

## **Mathematics Syllabus**

The teaching of Mathematics in Singapore primary school uses the spiral curriculum. This means that many of the topics that have been taught in the lower primary, such as whole numbers, fractions and measurement will be introduced again in both middle and upper primary at a higher complexity. This progression allows the students to grasp Mathematical concepts that are appropriate to their age. It is therefore important for the students to be grounded in such foundation concepts.

The syllabus is organised along 3 content strands with a listing of mathematical processes that cut across the 3 strands.

| 3 Content Strands + 1 Process Strand |                          |            |
|--------------------------------------|--------------------------|------------|
| Number and Algebra                   | Measurement and Geometry | Statistics |
| Mathematical Processes               |                          |            |

Primary 6 (**Foundation Mathematics**) students will learn the following:

| STRAND: NUMBER AND ALGEBRA  | STRAND : MEASUREMENT AND GEOMETRY  | STRAND: STATISTICS   |
|---|--|--|
| SUB-STRAND 1: FRACTIONS   | SUB-STRAND 1: AREA AND VOLUME  | SUB-STRAND 1: DATA REPRESENTATION AND INTERPRETATION   |
| <p><b>Fraction and Division</b></p> <ul style="list-style-type: none"> <li>- dividing a whole number by a whole number with quotient as a fraction</li> <li>- converting fractions to decimals</li> </ul> <p><b>Four Operations</b></p> <ul style="list-style-type: none"> <li>- dividing a proper fraction by a whole number</li> <li>- dividing a whole number/proper fraction by a proper fraction</li> <li>- solving up to 3-step word problems involving the 4 operations</li> </ul> | <p><b>Area of Triangle</b></p> <ul style="list-style-type: none"> <li>- concepts of base and height of a triangle</li> <li>- area of triangle</li> <li>- finding the area of figures made up of squares, rectangles and triangles</li> </ul> <p><b>Volume of cube and cuboid</b></p> <ul style="list-style-type: none"> <li>- volume of a cube/cuboid</li> <li>- finding the volume of liquid in a rectangular tank excluding conversion between <math>\text{cm}^3</math> and <math>\text{m}^3</math></li> <li>- relationship between <math>\ell</math> (or <math>\text{ml}</math>) with <math>\text{cm}^3</math></li> </ul> | <p><b>Pie Chart</b></p> <ul style="list-style-type: none"> <li>- reading and interpreting data from pie charts</li> <li>- solving 1-step problems using data from tables and graphs</li> </ul> |

| STRAND: NUMBER AND ALGEBRA   | STRAND : MEASUREMENT AND GEOMETRY   | STRAND: STATISTICS   |
|--|---|--|
| SUB-STRAND 2: DECIMALS   | SUB-STRAND 2: GEOMETRY  | SUB-STRAND 2: DATA ANALYSIS  |
| <p><b>Multiplication and Division</b></p> <ul style="list-style-type: none"> <li>- multiplying and dividing decimals (up to 2 decimal places) by a 1-digit whole number <b>without calculator</b></li> <li>- dividing a whole number by a whole number with quotient as a decimal</li> <li>- rounding answers to a specified degree of accuracy</li> <li>- solving up to 3-step word problems involving the 4 operations (including problems involving money)</li> </ul> | <p><b>Rectangle, square and triangle</b></p> <ul style="list-style-type: none"> <li>- properties of <ul style="list-style-type: none"> <li>• isosceles triangle</li> <li>• equilateral triangle</li> <li>• right-angled triangle</li> <li>•</li> </ul> </li> <li>- angle sum of a triangle</li> <li>- finding unknown angles in geometric figures involving <ul style="list-style-type: none"> <li>• square</li> <li>• rectangle</li> <li>• triangle</li> </ul> </li> </ul> | <p><b>Average of a set of data</b></p> <ul style="list-style-type: none"> <li>- average as 'total value number of data'</li> <li>- relationship between average, total value and number of data</li> <li>- solving up to 2-step word problems involving average</li> </ul> |

| STRAND: NUMBER AND ALGEBRA  | STRAND : MEASUREMENT AND GEOMETRY | STRAND: STATISTICS |
|---|-----------------------------------|--------------------|
| <b>SUB-STRAND 3: PERCENTAGE</b>   |                                   |                    |
| <p><b>Percentage</b></p> <ul style="list-style-type: none"> <li>- expressing a part of a whole as a percentage</li> <li>- use of %</li> <li>- finding a percentage part of a whole</li> <li>- finding discount, GST and annual interest</li> <li>- solving up to 2-step word problems involving percentage</li> </ul> |                                   |                    |

Content covered for the other levels can be found in <https://www.moe.gov.sg/primary/curriculum/syllabus>

## Mathematical Processes

Mathematical processes refer to the process skills involved in the process of acquiring and applying mathematical knowledge. This includes:

- Reasoning, communication and connection
- Application
- Thinking skills and heuristics

The table below describe some of the indicators related to each

| Mathematical Processes                  | Indicators   |
|---|--|
| Reasoning, Communication and Connection | <ul style="list-style-type: none"> <li>• Use appropriate notations and symbols to present and communicate mathematical ideas</li> <li>• Reason by: <ul style="list-style-type: none"> <li>- Observing patterns, similarities and differences</li> <li>- Drawing logical conclusion and making inferences</li> <li>- Explaining or justifying solutions</li> </ul> </li> <li>• Make connections within mathematics and between mathematics and everyday life</li> </ul>                                       |
| Application                             | <ul style="list-style-type: none"> <li>• Apply mathematical concepts and skills to solve problems in a variety of contexts within or outside mathematics, including: <ul style="list-style-type: none"> <li>- Identifying the appropriate mathematical representation for a problem</li> <li>- Using appropriate mathematical concepts and skills to solve a problem</li> <li>- Interpreting the mathematical solution in the context of the problem and making sense of the solution</li> </ul> </li> </ul> |
| Thinking skills and heuristics          | <ul style="list-style-type: none"> <li>• Use thinking skills such as: comparing, sequencing, and deduction</li> <li>• Use a problem-solving model</li> <li>• Use heuristics such as: <ul style="list-style-type: none"> <li>- Drawing a diagram</li> <li>- Making a list</li> <li>- Guess and check</li> <li>- Working backwards</li> </ul> </li> </ul>  |

## **Mathematics Curriculum at SQPS**

### **1. Teaching Approaches**

Math lessons are delivered using the Concrete-Pictorial-Abstract (C-P-A) approach. To introduce a Mathematical concept, teachers will use manipulatives to provide hands-on experience. This age-appropriate approach will provide scaffolding for the primary students to help them grasp abstract mathematical concepts.

The concrete manipulatives will be followed by pictorial representations to help the students visualise the concepts. Finally, the students will move on to the abstract representation in the form of mathematical equations.

### **2. Topical Review**

To supplement workbook practices, the students are given topical reviews. The reviews serve as summary of the concepts and skills learnt as stated in the syllabus. The reviews are done periodically at the end of the topics. The results will provide feedback to both teachers and parents on students' learning progress.

### **3. Heuristic Curriculum**

One important aspect in Mathematical problem solving is the development of Mathematical processes and thinking skills. The heuristic curriculum will expose students to the different problem solving strategies that they need to learn such as:

- drawing a diagram
- making a list
- guess and check
- looking for patterns
- working backwards

Each heuristic worksheet will focus on one specific heuristic with scaffolding and sufficient practice of parallel questions. These strategies will be repeated periodically to help the students achieve subject mastery.

### **4. Use of ICT**

As part of the effort to cultivate self-directed learning, the school make use of Koobits and SLS (Student Learning Space) learning portal to supplement the teaching and learning of Mathematics. Koobits platform allows the students to do daily challenge through bite-size Math quizzes and games. This will help improve the students' basic numeracy skills and strengthen their factual fluency. In addition, the SLS portal is used by the teachers to assign ICT lessons that will reinforce the concepts that have been taught in class.



## Mathematical Problem Solving Approach

To equip students with better problem solving skills, the school make a deliberate effort to teach Mathematical process skills through problem solving. The students are taught a systematic problem solving model called STAR approach.

How do you do solve Mathematics problem sum?

- **Study** the problem carefully
- **Think** of a strategy
- **Act** on the solution
- **Reflect** on the final answer

## STAR approach in Math Problem solving



|                | My Actions   |
|----------------|--|
| <b>Study</b>   | What am I given?<br><i>(annotate objects and values, show connections)</i>   |
|                | What am I asked to find?   |
| <b>Think</b>   | What strategy should I use?  |
|                | Can I use model or diagram/table?  |
| <b>Act</b>     | I will apply the strategy  |
|                | I write out my steps and number equations  |
| <b>Reflect</b> | Have I answered the question?  |
|                | Have I checked for <ul style="list-style-type: none"> <li>• Number Transfer?</li> <li>• Unit?</li> <li>• Calculation?</li> </ul> |

During Math lessons, teachers will 'think aloud' to give attention to these processes and make them visible to students. Through practice, students will develop habits and strategies to help them be better and more independent learners.

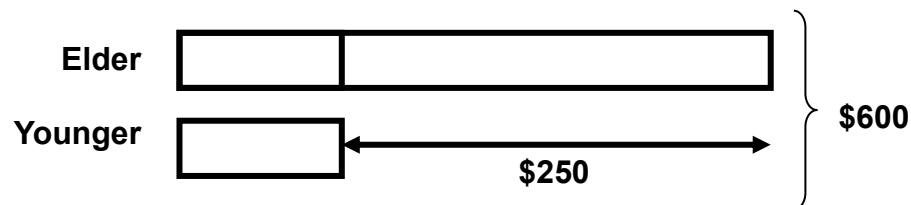
Example of problem solving using STAR approach:

**S** Study: annotation strategy

\*note: for clarity of annotation process, students are advised to use a pen or pencil instead of highlighter.

Mr Lim gave \$600 to his two daughters. The elder daughter received \$250 more than the younger daughter. How much did the younger daughter receive?

**T** Think: model drawing



**A** Act: equation and working

$$600 - 250 = 350$$

$$350 \div 2 = 175$$

|   |  |
|---|--|
| $\begin{array}{r} 600 \\ - 250 \\ \hline 350 \end{array}$ | $\begin{array}{r} 175 \\ 2 \overline{) 350} \\ \underline{2} \phantom{0} \\ 15 \phantom{0} \\ \underline{14} \phantom{0} \\ 10 \phantom{0} \\ \underline{10} \\ 0 \end{array}$ |
|---|--|

**R** Reflect: check for number transfer, unit and calculation

The younger daughter received \$175.

## **5. Remediation/Supplementary Class for Mathematics**

To prepare P6 students for the PSLE, they will be attending supplementary lesson. This will provide more time for the students to complete the syllabus and do more revision.

In addition, students who did not perform well might be called for remediation class where they will be coached in a small-group setting. This will enable the teachers to do more targeted teaching. Additional written work will be provided to give enough opportunity for the students to practice and learn from their mistakes. Students are also expected to have additional revision time at home to ensure retention of important concepts that have been taught in class.

## **6. Use of ICT**

As part of the effort to cultivate self-directed learning, the school make use of Koobits and SLS (Student Learning Space) learning portal to supplement the teaching and learning of Mathematics. Koobits platform allows the students to do daily challenge through bite-size Math quizzes and games. This will help improve the students' basic numeracy skills and strengthen their factual fluency. In addition, the SLS portal is used by the teachers to assign ICT lessons that will reinforce the concepts that have been taught in class.

## **7. Math Activities Outside Classroom**

To increase students' interest in learning Mathematics, the school uses its broadcast system and notice boards to engage students with Math quizzes and puzzles. The puzzles and displays will create awareness of Mathematics application beyond the classroom learning.

**Assessment****School-based Assessment**

To ascertain students' progress in learning, students will sit for termly assessment. Prior to the conduct of the assessment, the school will provide practice paper based on previous year's assessment. This will help the students build the rigour required to do well during the examination.

Primary Six students will sit for Continual Assessment 1 and Semestral Assessment 1 in Term 1 and Term 2 respectively. Preliminary Examinations will be in Term 3.

**PSLE**

At the end of Primary 6, all students will sit for PSLE paper.

The following tables show the new PSLE format for Foundation Mathematics (FMA)

| Paper                | Booklet | Item Type       | Number of questions | Number of marks per question | Total marks | Duration   |
|----------------------|---------|-----------------|---------------------|------------------------------|-------------|------------|
| 1<br>(No Calculator) | A       | Multiple-choice | 10                  | 1                            | 10          | 1 h        |
|                      |         |                 | 10                  | 2                            | 20          |            |
|                      | B       | Short-Answer    | 8                   | 2                            | 16          |            |
| 2<br>(Calculator)    |         | Short-Answer    | 10                  | 2                            | 20          | 45 min     |
|                      |         | Structured      | 4                   | 3 or 4                       | 14          |            |
| Total                |         |                 | 42                  | -                            | 80          | 1 h 45 min |

Notes:

- Both papers will be scheduled on the same day with a break between the two papers.
- Paper 1 comprises two booklets. The use of calculators is **not** allowed.
- Paper 2 comprises one booklet. The use of calculators is allowed.

### **Assessment Objectives**

The questions in Mathematics paper can be grouped into categories based on their cognitive demand. There are 3 levels of assessment objectives (AO):

- AO1: recall Mathematical facts, concepts, rules and formulae: perform straightforward computations.

Example:

Find the value of

(a)  $156 + 79$

(b)  $92 \div 4$

- AO2: interpret information; understand and apply mathematical concepts and skills in a variety of simple contexts.

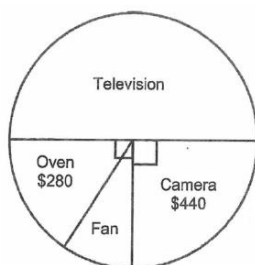
Example:

A total of 96 children were at a library. There were 10 more boys than girls. How many girls were there?

- AO3: reason mathematically; analyse information and make inferences in simple situations

Example:

The pie chart below shows the money spent by Mr Ong on four items.



How much money did Mr Ong spend on the fan?

### **Expectation of Students**

Students are expected to complete all the homework assigned by the subject teachers neatly. This will provide opportunities for students to revise and evaluate the learning that has taken place in school. This will also provide feedback to their teachers on the misconceptions that need to be addressed pertaining to the topic.

To do well in Mathematics, students are taught to present their math solutions in a clear and systematic way. This will ensure that they will be awarded the full mark allocated for each questions. This standardisation is made according to the standards used by MOE during PSLE marking.

In general, students are expected to:

- commit certain knowledge to memory to allow for more speed. For example, students must know the multiplication tables very well in order to cut down time while working out the solution.
- highlight mathematical key words and processes. There is a tendency to attempt questions without careful reading of the information given. When students missed out critical information, made assumptions or did not consider all the conditions of a problem, errors would be made.
- have conceptual understanding. For example, students must know how to:
  - measure the length of the radius or diameter in questions related to area and perimeter.
  - identify the height or base in a triangle.
  - identify the correct base (100%) for question on percentage.
- be proficient in unit conversion, e.g.
  - 1 kg = 1000 g
  - 1 m = 100 cm
  - 1 h = 60 min
- represent the problem using model to help in visualisation (when needed). There must also be correct use of Math equation.
- present the Math Working/calculation logically and neatly (unless when calculator is allowed).
- finalise and conclude the solution to the problem with a word statement.

Additional example:

1. Linda had a sum of money. She spent  $\frac{3}{10}$  of it on a book and  $\frac{1}{10}$  of it on a pen. Both the book and the pen cost \$80 altogether. How much money had she left?

$$\frac{3}{10} + \frac{1}{10} = \frac{4}{10}$$

$$\frac{4}{10} \text{ ---- } 80 \quad \longrightarrow$$

$$\frac{1}{10} \text{ ---- } 80 \div 4 = 20$$

$$\frac{6}{10} \text{ ---- } 6 \times 20 = 120$$

He had \$120 left.

Common mistake in writing the equation:

$$\frac{4}{10} = 80$$

( $\frac{4}{10}$  is equal to 0.4, not 80)

It should be written as  $\frac{4}{10} \text{ ---- } 80$

$$\text{or } \frac{4}{10} \rightarrow 80$$

( $\frac{4}{10}$  represents \$80)

## **How Parents Can Support the Child's Learning at Home**

Parents are important partners in ensuring a child's mathematical success. A warm, inviting numeracy rich learning environment at home is the first step to fostering a love of mathematics in children. The following are some strategies and opportunities to encourage and sustain math learning in the home:

- ✓ Parents as models of mathematical learning
  - Engage your child in interesting mathematical activities helps stimulate a lifelong enjoyment of mathematics.
  - Build your child's self-confidence and optimism, and help them see math learning as valuable as well as fun.
  - Set a positive mindset for the mathematics learning that takes place at school. Parents cannot replace the school experience but they are a significant influence on their children's developing attitudes towards, and enjoyment of, mathematics.
- ✓ Have a growth mindset
  - Believe that every child can be successful in math. Encouragement and practice will help.
  - Encourage persistence. (Some math problems take time to solve) It is alright if your child does not get it right at the first attempt or takes a longer time to figure out the math problem.
  - Encourage your child to experiment with different approaches to mathematics. There is often more than one way to solve a math problem.
- ✓ Promote mathematical reasoning
  - Encourage your child to talk about and show a math problem in a way that makes sense (i.e., draw a picture, explain using concrete objects, etc)
  - When your child is solving math problems ask questions such as:
    - What operation do you use? Why?
    - Do you see any patterns?
    - Does the answer make sense? How do you know?
- ✓ Connect math to everyday life and help your child understand how math influences them (i.e. shapes of traffic signs, walking distance to school, telling time, weighing and reading mass of objects).

- ✓ Use of Games and Storybooks to practise Mathematical concepts

- ✓ Use of ICT resources effectively  
The following websites can be explored to introduce math concepts through fun computer games.

- <https://member.koobits.com>
- <https://www.mathplayground.com/>





### **Resources**

The following resources are used to facilitate Math lesson in the classroom. The materials for the different levels will be specified in the book list provided by the school before the beginning of the school year.

- Math textbook and workbook
- Math exercise book
- Topical worksheet
- Practice papers
- Koobits